



Automation and accuracy light the path to perfect lens edging

Born from the pursuit of precision - A masterpiece in blocking

NIDEK proudly introduces the ICE-1500, a super intelligent blocker.

Precise blocking is the foundation for all lens processing.

Perfectly manufactured eyewear results in enhanced customer satisfaction.

The ICE-1500 plays an important role in lens edging.

Working behind the scenes, it ultimately provides support for an excellent lens finish.





System configurations

► Combination with ME-1500



► Combination with LEXCE Trend series



► High-volume processing system*



*The ICE-1500 is compatible with the VCA protocols.

Precise blocking



Automatic lens blocking

The block is easily inserted into the block adapter. The ICE-1500 incorporates exceptional ingenuity, which makes quick and accurate automatic blocking possible.



Lens clamp with multifunction mechanism

The flexible lens clamp design stabilizes the lens surface with optimal pressure for parallax-free blocking.

Intuitive operation



High resolution, multicolor LCD touch panel

8.4-inch multicolor display shows lens shape and layout information in actual size. Functions are represented with easy to understand icons for simple operation.

Data management function

Easy data management allows for more than 30,000 jobs/patterns storage and retrieval by frame manufacturer or type.



QR code reader compatible (optional)


PD and axis can automatically be entered with data received from the NIDEK auto lensmeter and intelligent refractor. The values read from the QR code are held in memory, preventing mishandling of right and left lenses.



Design functions

Easy-design functionality with stylus pen

Special functions such as design cut, facet, and partial step can be easily created with the touch of the stylus pen. Each screen can be magnified for easy viewing of the lens shape being created. In combination with NIDEK's multifunction edger, the ME-1500, the ICE-1500 promotes the creation of one-of-a-kind eyewear.



Step / partial step editor



Design cut editor

Automatic lens measurement

The ALM (Auto lensmeter measurement) function allows the operator to block a single vision lens without marking it up. Four methods of measurement are available and can be selected depending on lens type.



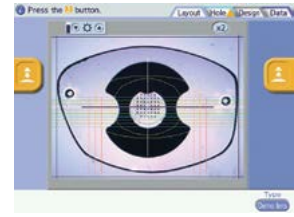
Single



Multi



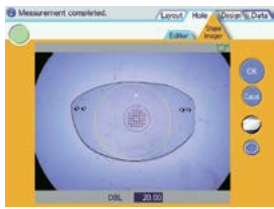
Progressive



Demo

Shape imager measurement


Shape imager function provides precise digitization of lens shape and hole detection for rimless frames. In addition, measurements of partial step and design cut features are available.



Hole



Design cut



Partial step



Dependable built-in tracer

The reliable tracer utilizes minimal stylus pressure, eliminating frame distortion.

High-wrap curve frame tracer

The variable fulcrum-stylus mechanism provides accurate measurement of a wide array of frames including high-wrap style.

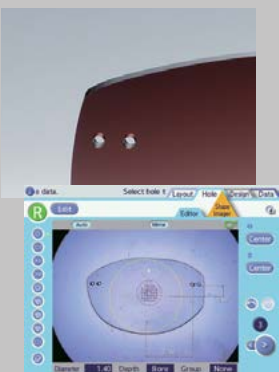


Simple one-touch demo lens tracing

Pattern setting unit provides single-step tracing operation.



*Available for the on-board tracer model



Hole editor



Shape editor



Partial groove/bevel editor



Facet editor

ICE-1500 Specifications

Model	ICE-1500	ICE-1500NT
Lens size	Lens diameter: \varnothing 85 mm or less	←
Layout span	FPD: 30.00 to 99.50 mm PD (or 1/2 PD): 30.00 to 99.50 mm (15.00 to 49.75 mm) Height of the optical center: 0 to \pm 15.0 mm Size adjustment: 0 to \pm 9.95 mm WD: 15.0 to 45.0 mm EP: -6.0 to +6.0 mm	←
Item to be entered	FPD (or DBL) PD (or 1/2 PD) Height of the optical center (frame center, BT height, PD height) Cylinder axis EP (height of the distance eye point of progressive lens) Shape size Lens material (CR-39, Hi-index, Polycarbonate, Acrylic, Trivex, Urethane, Glass) Frame type (Metal, Plastic, Optyl, Two point, Nylon) Processing mode (Auto, Guide, HC Auto, HC Guide, Step Auto, Step Guide, Flat) Lens type (Single, Multi, Progressive, Demo lens) CYL mode (+/- switching) Job code	←
Lens measuring mode	Single vision mode: Auto / Point mark detection Multifocal mode: Segment detection Progressive mode: Print mark / Print mark (angle) / Point mark detection Manual mode Demo lens mode	←
Shape imager function	Measurement range: 65.0 x 50.0 mm (\pm 1.5 mm) Hole position: 0.01 mm increments Hole diameter: \varnothing 0.50 to 10.00 mm (0.01 mm increments)	←
Tracing unit Method FPD measurement Frame clamping Setting of stylus Measuring points Measurement accuracy	Built-in Automatic 3D binocular tracing Available One-touch automatic clamping Switchable between automatic and semiautomatic 1,000 points Frame tracing: \pm 0.05 mm (circumference error with \varnothing 45 standard frame)	None
Blocking method	Auto blocking	←
Display	8.4-inch SVGA color LCD touch panel	←
Interface	RS-232C: 3 ports 1 port for connection with a (first) lens edger 1 port for connection with a (second) lens edger 1 port for connection with a barcode scanner LAN: 1 port	←
Power supply	100 to 240 V AC 50/60 Hz	←
Power consumption	110 VA	90 VA
Dimensions/mass	325 (W) x 510 (D) x 345 (H) mm / 21 kg 12.8 (W) x 20.1 (D) x 13.6 (H) " / 46 lbs.	325 (W) x 510 (D) x 345 (H) mm / 17 kg 12.8 (W) x 20.1 (D) x 13.6 (H) " / 37 lbs.
Standard accessories	Power cord, RS-232C cable, Stylus pen, Spare fuses (two units), Lens clamp, Frame change holder, Lens table cover, USB flash drive, Shape measurement table, Dust cover, Ferrite core for LAN cable, Accessory case, Standard frame, Standard pattern, Stylus cover, Pattern setting unit, Frame support attachment, Hexagonal wrench	Power cord, RS-232C cable, Stylus pen, Spare fuses (two units), Lens clamp, Frame change holder, Lens table cover, USB flash drive, Shape measurement table, Dust cover, Ferrite core for LAN cable, Accessory case
Optional accessories	Barcode scanner (handy type), Barcode scanner (built-in type), 2D barcode scanner (handy type), Clay for partial step processing, Spatula for partial step processing, Blower brush	←

Specifications and design are subject to change without notice.

QR Code is a registered trademark of DENSO WAVE INCORPORATED.

Trivex and CR-39 are registered trademarks of PPG Industries Ohio, Inc.

Optyl is a registered trademark of Safilo.

All other brand and product names are trademarks or registered trademarks of their respective companies.

Manufactured by:



325 Oser Avenue
Hauppauge, NY 11788
1.800.644.EDGE (3343)
Santinelli.com